

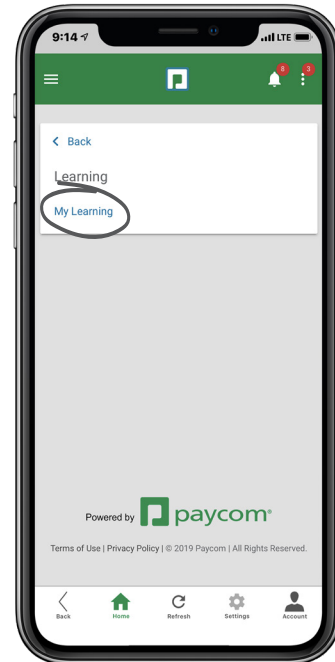
SHOW ME HOW

to Complete Assigned Learning
Paycom Learning



STEP 1

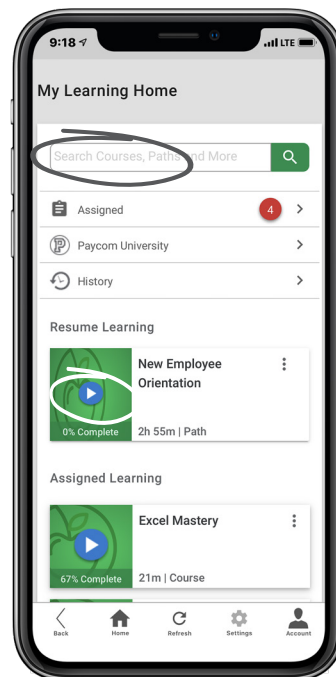
Log in to the Paycom app.
Under the Learning tab, click
"My Learning".



STEP 2

Use the search bar at the top of
the screen to quickly find a course
or path.

Or, you can continue previously
started content.



EMPLOYEES

Visit the Help Menu for the most up-to-date version of this guide.



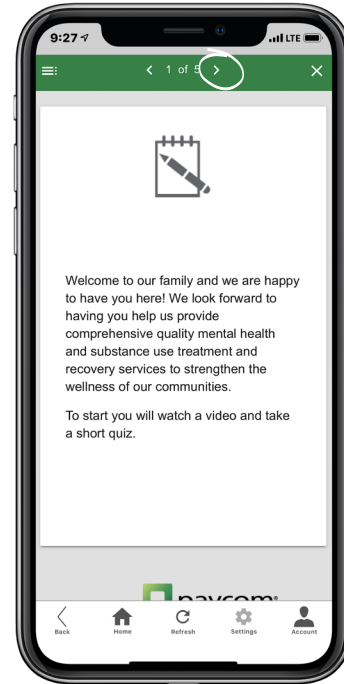
SHOW ME HOW

to Complete Assigned Learning
Paycom Learning



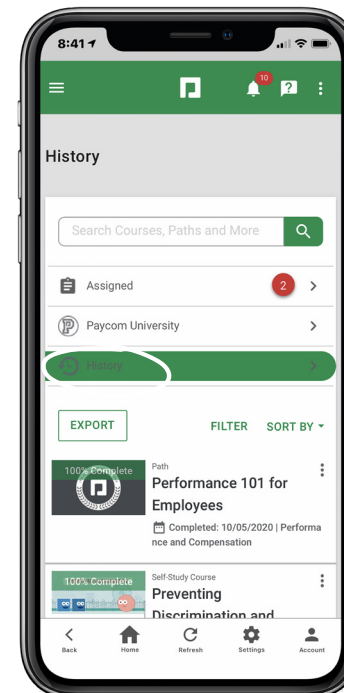
STEP 3

When you open content, click the arrows to navigate the course through completion.



STEP 4

After content is completed, it displays in the History tab.



EMPLOYEES

Visit the Help Menu for the most up-to-date version of this guide.

